

GESTURE



Oleh: Nuryadi

Beberapa tulisan memakai bahasa visual yang disederhanakan

Egyptian

Chinese





A micro-DICTIONARY of GESTURES

ANGER



FEAR



JOY



SURPRISE



DEVIOUSNESS



THREAT



POWER

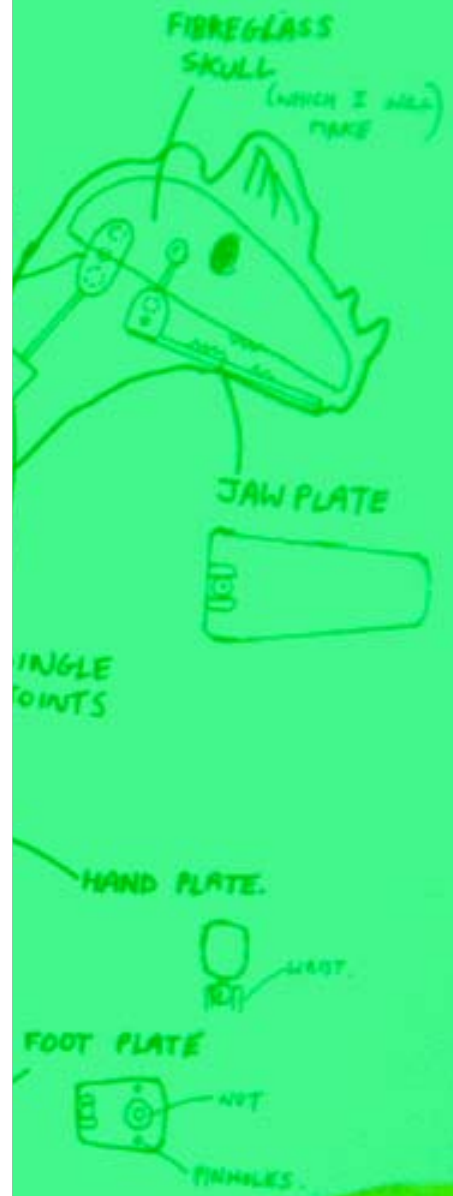


THE DRAWING IS ACTUALLY THE JOINTS' SIZES CAN BE PROVIDED WITHIN THE OUTLINE MODEL. THE LEG JOINTS SHOULD BE VERY STRONG.

WIRE (WHICH I SHALL ATTACH LATER)

SMALL DINO KARATOSA

Animation 101 © 1995



ANGLE POINTS

HAND PLATE

FOOT PLATE

FIBREGLASS SKULL (WHICH I SHALL MAKE)


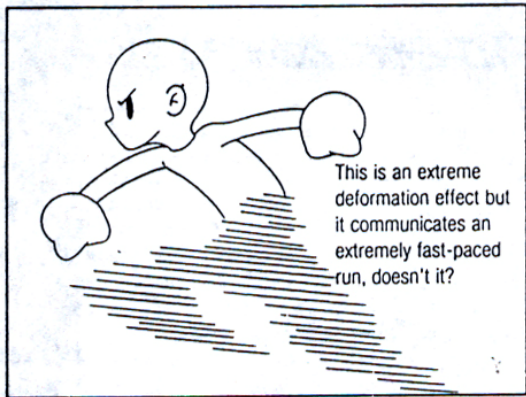
JAW PLATE

WIRE



NUT

PINNACLES


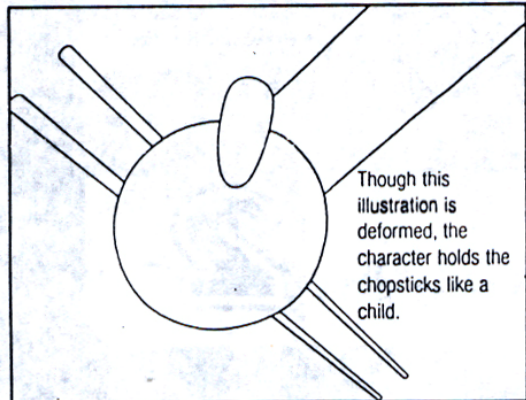
communicated, it's fine.



With poses that anyone can do, if the drawing is unclear or if it is difficult to communicate what is happening, then the work itself will be ruined completely. Actions that are not dramatic are more difficult to draw than bold actions.

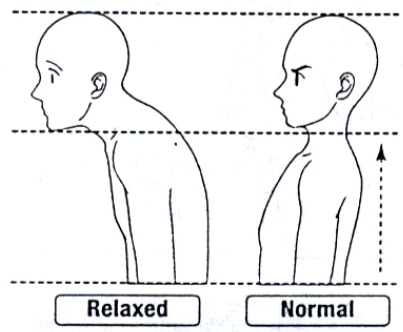


Errors in detail such as holding the rice bowl or chopsticks in an incorrect manner or drawing a tired person with his back straight result in a failure to convey the intent of the drawing.

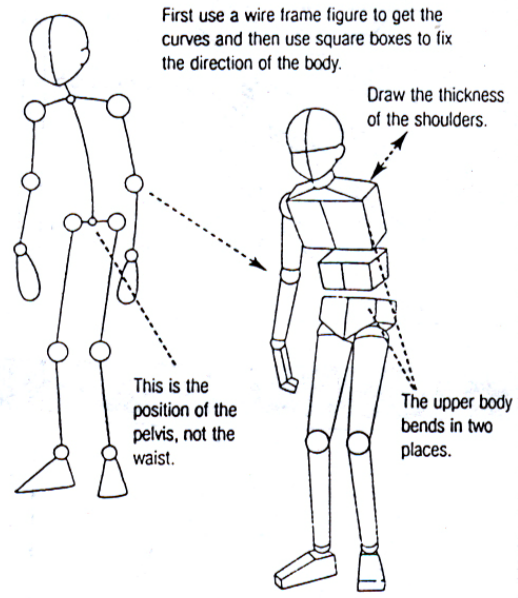


Standing I: Relaxed Stand

This is a standard standing pose. Let's first draw a relaxed situation.

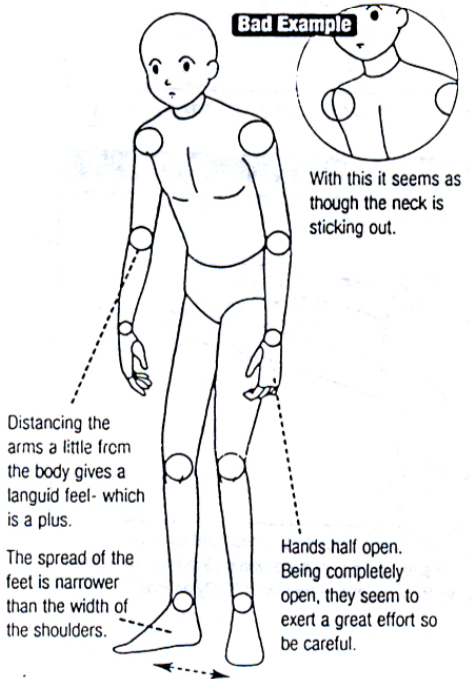


- ◆ Exaggerate the curve on the back.
- ◆ The neck and back both bend forward while the chin and shoulders come roughly to the same height.
- ◆ The height of the shoulders doesn't change. (Dropping the shoulders would make this an expression of "Disappointment.")



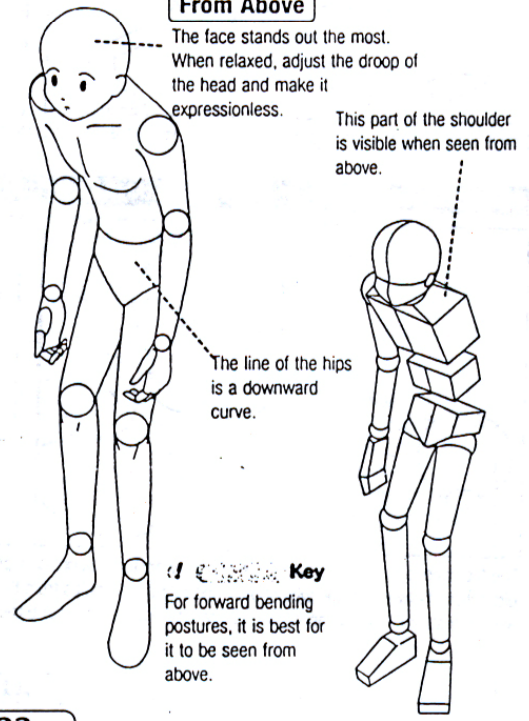
Horizontal

The socket for the shoulder is drawn from the jaw.



From Above

The face stands out the most. When relaxed, adjust the droop of the head and make it expressionless.



ALPHABETIC CATALOG OF EMOTIONS AND EXPRESSIONS (WITH CROSS REFERENCES)

On these three pages are cartoon versions of most emotions, expressions and facial conditions which are regularly needed by the cartoonist. None of these are to be taken as standards or ideals. If fifty real life people were subjected to the same stimulus, all their faces would not respond the same way. However, there would be a general response pattern caused by their muscles of expression (itemized and diagrammed, pages 22 & 23).

In this listing, single, descriptive words were chosen which come first to mind. Should a facial condition be sought which is not in the listing, very likely a common synonym will be. The cross-reference numbers go with the faces (not necessarily the words) which are related in some way. Thus it is possible to check out several comic faces which may assist in one's arriving at the exact expression wanted for a particular situation.

The chief purpose of this catalog is not to offer copying material as such, but simply to suggest facial twists and variations which may be incorporated in one's own cartoon characters so they might become more expressive. Some of these countenances may be too lined; others may be too plain. Some may be

too fat, others too thin. Some may be too old, others too young (in this connection refer to sections on age). To the hundreds of facial features on pages 3 to 8, these expression fundamentals may be applied so that completely new characters never before drawn may be developed. Female hair (p. 8) will transform these men to slapstick women.

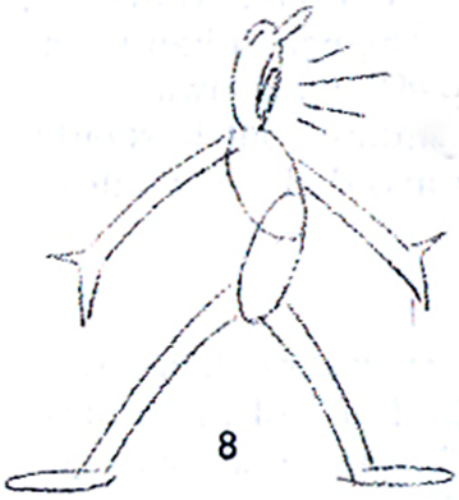
If the party is to be saying something in either gag line or balloon talk, imagine that you 'hear'

him rehearse it. Does the talk 'fit' with the face? Is it funny? If not, check out the cross references for other possible variations. Most of these faces are "extremes." Seek to control the intensity of feeling by adjusting facial lines in the experimental penciling. Try reducing the number of lines if the overall cartoon treatment is simple. A wrong expression can kill an entire cartoon. The importance of the right expression cannot be overemphasized.

 43 DISDAIN (2, 23, 26, 41, 59, 69, 79, 108)	 44 DISGUST (13, 23, 26, 35, 41, 43, 47, 67, 73, 79, 96, 104, 107, 108, 122)	 45 DISMAY (32, 36, 39, 42, 48, 61, 83, 87, 100, 111, 117, 135, 141, 143)	 46 DIZZINESS (25, 67, 88, 90, 115, 117, 120, 135, 138, 149)	 47 DOUBT (2, 23, 26, 31, 43, 67, 74, 84, 95, 98, 119, 128)	 48 DOWNCAST (7, 32, 34, 36, 37, 39, 42, 45, 61, 83, 87, 92, 100, 111, 124, 135, 141, 143)	 49 EAGERNESS (6, 51, 63, 66, 75, 91, 106, 129, 123, 150)	 50 EXHAUSTION (2, 52, 87, 90, 109, 112, 117, 132, 135, 136, 138, 143)	 51 EXUBERANCE (6, 17, 56, 66, 75, 78, 91, 106, 123, 133, 149, 150)
 52 FEAR (3, 7, 10, 25, 53, 61, 64, 72, 88, 115, 127, 130, 136)	 53 FRIGHT (3, 9, 25, 64, 72, 88, 88, 90, 115, 126, 127, 130, 138)	 54 FURY (5, 20, 33, 35, 38, 58, 71, 81, 96, 107, 116, 139, 140, 148)	 55 GIDDY (22, 51, 56, 66, 51, 75, 78, 91, 106, 106, 123, 133, 149, 150)	 56 GLEE (6, 17, 22, 28, 51, 75, 78, 91, 106, 106, 123, 133, 149, 150)	 57 GOOD (possible assoc. with: 103, 104, 107, 108, 116, 122, 139, 148)	 58 HATE (1, 5, 11, 13, 20, 26, 33, 35, 40, 41, 44, 54, 68, 71, 79, 81, 96, 103, 104, 107, 108, 116, 122, 139, 148)	 59 HAUGHTINESS (2, 23, 26, 35, 41, 68, 69, 73, 74, 102, 103, 110, 122)	 60 LISTENING (30, 47, 82, 84, 93, 95, 98, 99, 114, 119, 127, 128, 134, 147)
 61 HOPELESSNESS (7, 29, 32, 34, 36, 37, 39, 42, 45, 48, 87, 100, 110, 105, 81, 129, 133, 124, 135, 141, 143)	 62 HUMILIATION (7, 15, 25, 32, 36, 37, 39, 42, 45, 48, 87, 90, 100, 105, 111, 117, 135, 136, 141)	 63 HUNGER (6, 10, 15, 30, 39, 51, 66, 86, 90, 115, 81, 129, 133, 126, 130, 136, 149)	 64 HYSTERICAL (25, 46, 51, 53, 88, 90, 115, 126, 130, 136, 149)	 65 ICY (2, 13, 23, 43, 59, 69, 74)	 66 IDIOCY (6, 23, 46, 51, 91, 115, 123, 136, 140, 150)	 67 IMPATIENCE (1, 35, 41, 44, 73, 84, 108, 116, 122, 139)	 68 IMPUDENCE (19, 26, 35, 44, 54, 59, 101, 102, 103, 104, 108, 122)	 69 INDIFFERENCE (2, 23, 59, 74, 99, 110, 120, 102, 103, 104, 146)
 70 INSINCERITY (40, 70, 101, 102, 103, 107, 108, 139)	 71 INSOLENCE (19, 33, 35, 40, 54, 59, 68, 73, 74, 96, 101, 102, 103, 104, 108, 116, 139, 148)	 72 INSULTED (61, 87, 90, 92, 105, 115, 117, 126, 135, 136, 141)	 73 INSULTING (1, 13, 19, 26, 33, 35, 40, 54, 59, 68, 71, 96, 101, 102, 103, 107, 108, 139)	 74 JEALOUSY (2, 13, 23, 26, 41, 48, 59, 71, 96, 101, 103, 104, 108)	 75 JOY (4, 17, 22, 51, 55, 56, 78, 80, 91, 106, 123, 133, 142, 149, 150)	 76 KINDNESS (18, 49, 57, 80, 94, 113, 145)	 77 KISSING (possible assoc. with: 51, 80, 91, 133, 142, love & joy)	 78 LAUGHTER (17, 22, 28, 40, 51, 55, 56, 75, 91, 103, 123, 135, 150)
 79 L.F.E.R. (26, 41, 43, 44, 47, 68, 70, 84, 101, 102, 103, 108, 139)	 80 LOVE (4, 27, 40, 51, 75, 77, 85, 91, 103, 104, 108, 139)	 81 MAD (1, 5, 11, 13, 26, 33, 38, 41, 44, 54, 58, 68, 71, 79, 96, 104, 107, 108, 116, 122, 148)	 82 MEDITATIVE (6, 27, 31, 43, 67, 69, 93, 95, 98, 99, 125, 147)	 83 MELANCHOLY (32, 34, 36, 39, 42, 45, 48, 61, 87, 100, 105, 111, 117, 125, 141, 143)	 84 MISTRUST (2, 13, 26, 41, 79, 119, 128)	 85 MODESTY (27, 80, 82, 94, 123, 134, 147)	 86 MORON (6, 28, 51, 55, 91, 115, 117, 123, 136, 149, 150)	 87 MORTIFIED (25, 34, 36, 37, 39, 45, 46, 51, 62, 90, 100, 105, 111, 124, 141)
 88 NERVOUS (7, 25, 38, 46, 52, 53, 64, 72, 90, 92, 112, 115, 136)	 89 OBSTINATE (1, 5, 13, 20, 26, 35, 41, 44, 54, 58, 79, 96, 103, 107, 108, 116, 122, 137)	 90 PAIN (7, 21, 29, 32, 34, 37, 39, 42, 45, 48, 50, 62, 83, 87, 111, 117, 124, 135, 148)	 91 PASSIONATE (6, 40, 49, 51, 63, 75, 77, 80, 86, 103, 133, 140, 149, 150)	 92 PERPLEXED (7, 25, 42, 47, 61, 72, 100, 115, 125, 127, 141)	 93 PONDERING (23, 31, 47, 47, 61, 87, 82, 84, 95, 97, 98, 99, 119, 125, 131, 145)	 94 QUAIN (possible assoc. with: 27, 85, 125, 134, 142, 144)	 95 QUESTIONING (2, 23, 26, 43, 47, 67, 79, 82, 84, 98, 119, 127, 128, 134)	 96 RAGE (1, 5, 12, 20, 33, 35, 38, 54, 56, 71, 80, 103, 109, 116, 148)








MODEL SHEET FOR "SKINNY"

NOTE. FOUR fingers




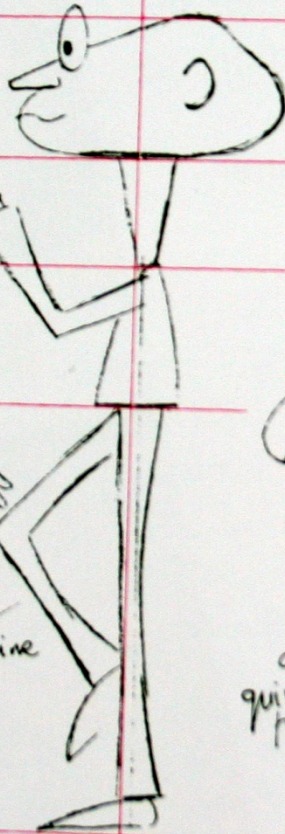
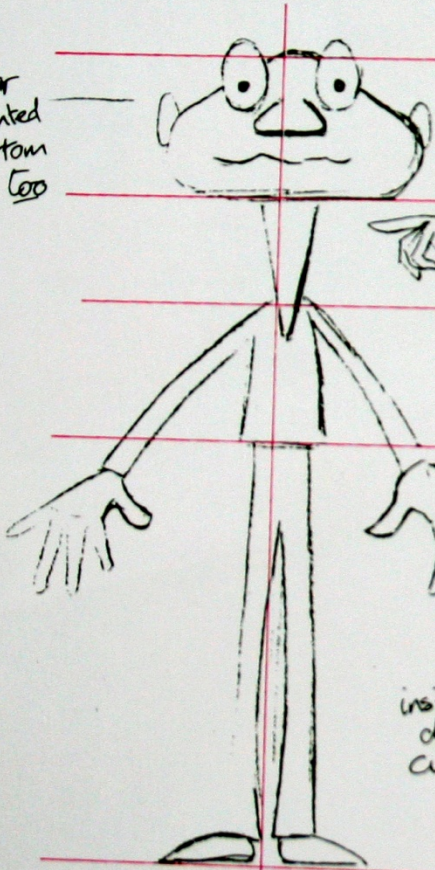
Fingers have straight sides rounded tips



top joint of thumb meaty.



top of ear more pointed than bottom but not too pointed



inside line of leg curved

add free quivering eyebrow for this

skull lines flat between corners



no teeth for surprise




introduce line to define



MODEL SHEET

"Dumpy"

Note: Feet will be painted the same colour as
Therefore line defining foot shape



Note
Three
fingers

